



lumini Solucoes em Iluminacao LTDA
www.lumini.com.br
Email: laboratorio@lumini.com.br
Tel: +55 11 3437-5555 Fax: +55 11 3437-5555
Address: Rua Ferreira Viana, 716 - Socorro - São Paulo/SP

lumini

LumCAT:

Luminaire: no frame r ring w

LampCAT: modulo led 2W 30K irc 90

Ballast type: LED driver 700mA

Report No:

Voltage(V): 127.8700

Test No:

Current(A): 0.0530

Number of Lamps: 1

Power (W): 2.9550

Lamp flux(lm): 235.0

PF: 0.4360

Length(mm): 65

Width(mm): 65

Phm Type: C

Height(mm): 0

Photometric Results

Lumens(lm): 10.72, Efficiency(%): 4.56% , Luminous Efficacy(lm/W): 3.63

Central intensity(cd): 0.238, Maximum intensity(cd): 3.666

Angle of maximum intensity: C=90.0 γ =75.0

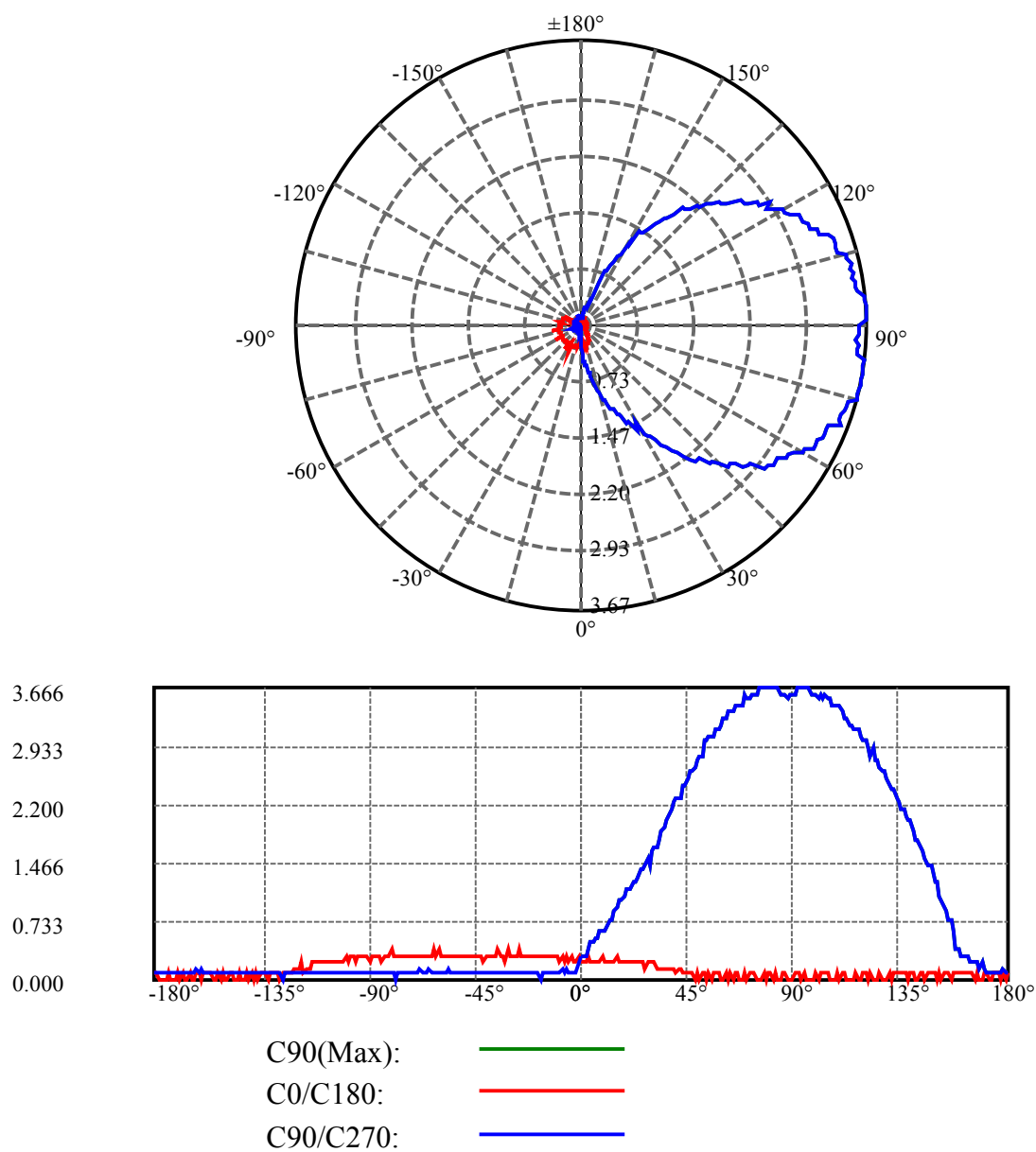
Beam angle of C90 plane : 199.00

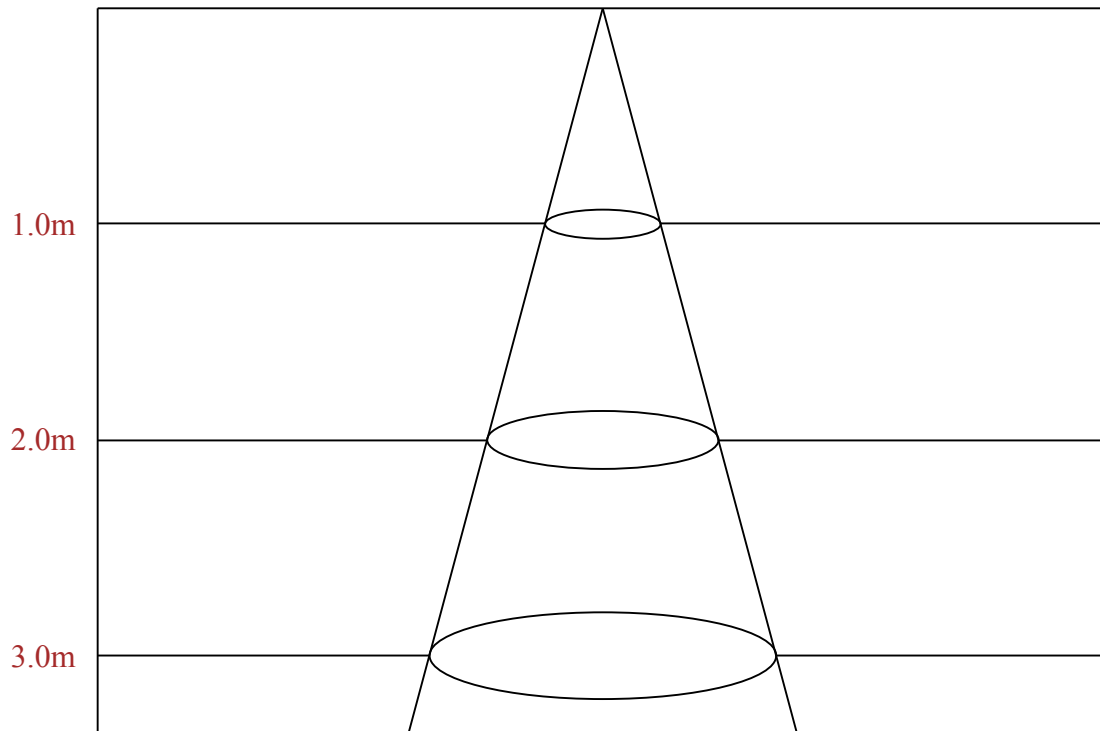
Average BeamAngle(IEC 61341): 159.00

Equipment: equipamento lumini
Temperature(°C): 25.0

Date: 05/06/2025
Humidity(%): 58.0%

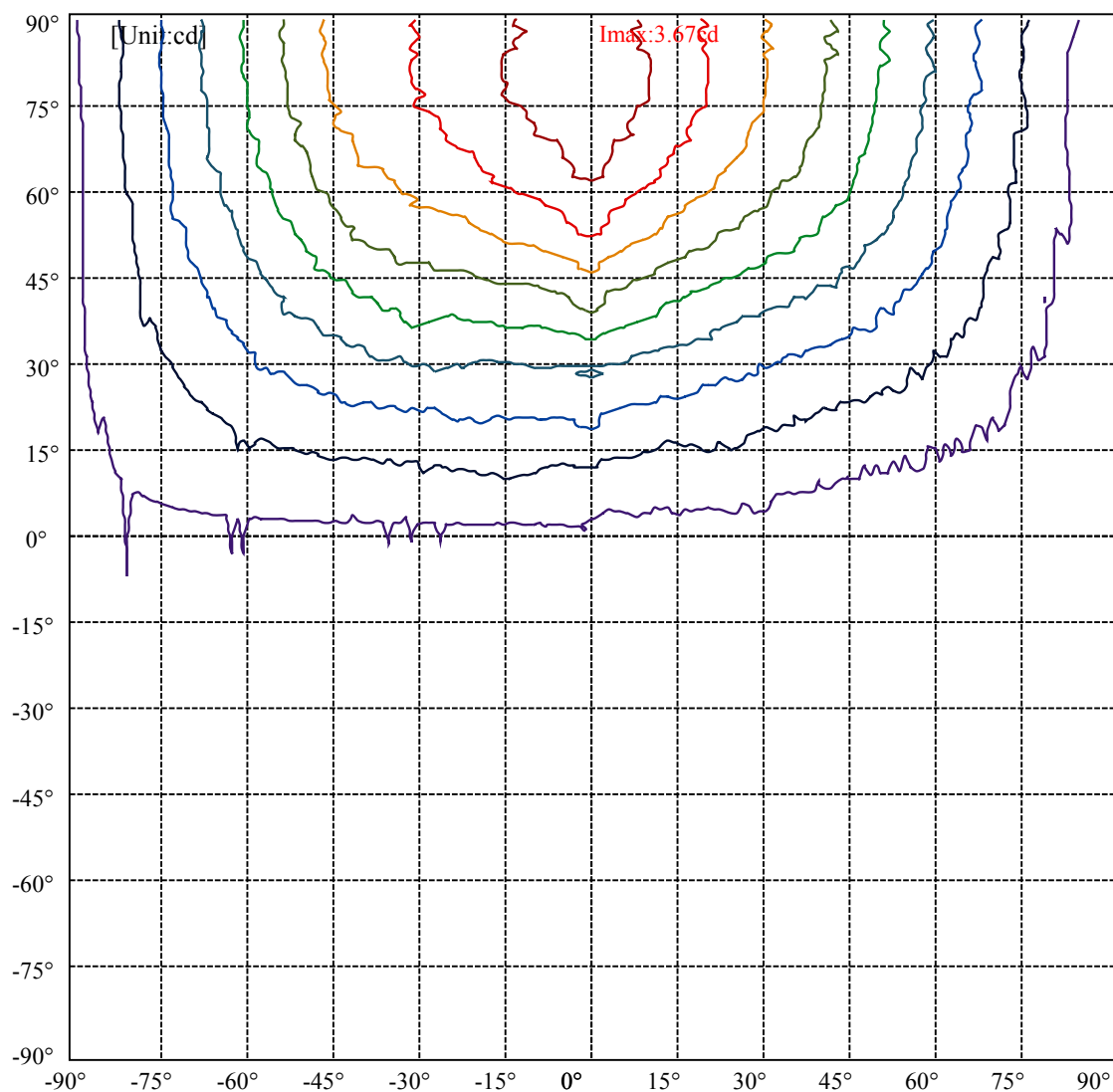
Operator: 01
Distance(m): 6.90





Max , Ave

Beam angle of C90 plane 199.00



(10%Imax) 0.366597	—
(20%Imax) 0.733194	—
(30%Imax) 1.09979	—
(40%Imax) 1.46639	—
(50%Imax) 1.83299	—
(60%Imax) 2.19958	—
(70%Imax) 2.56618	—
(80%Imax) 2.93278	—
(90%Imax) 3.29937	—

lumini

Luminance Limiting Curve(no luminous side)

Appendix Page: 5 Total:6

Luminance Table

γ	45	50	55	60	65	70	75	80	85
C0	32	0	0	0	53	0	0	130	259
C45	430	561	668	834	1067	1384	1872	2790	5818
C90	845	1034	1257	1555	1920	2438	3352	4997	9697

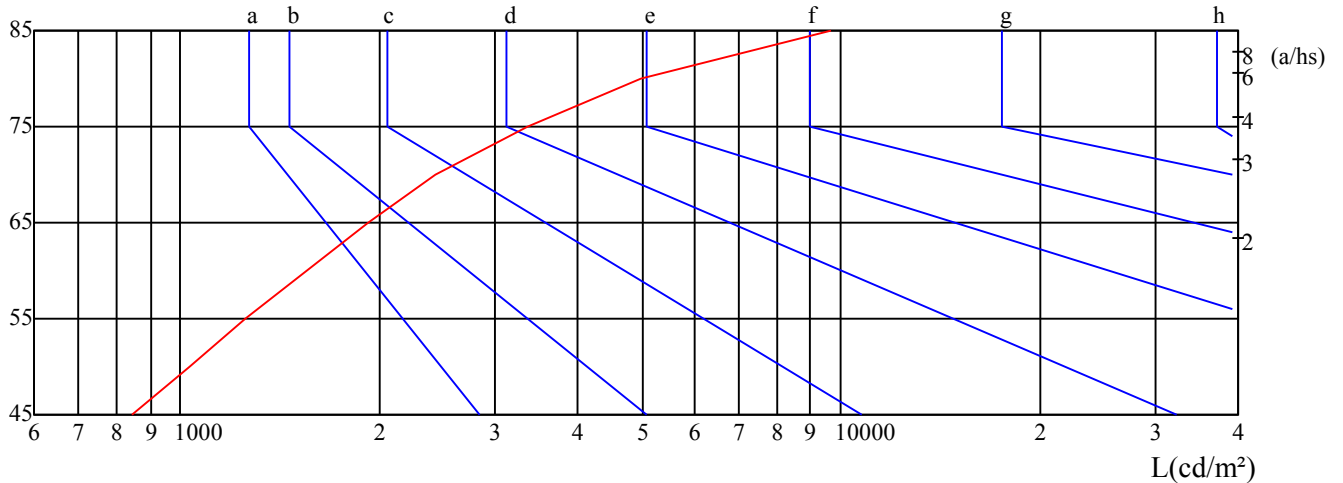
L(Hor)(65)	L(Ver)(65)	L45(65)	L(Hor)(75)	L(Ver)(75)	L45(75)	L(Hor)(85)	L(Ver)(85)	L45(85)
107	987	647	131	1720	1078	517	4978	3362

Glare Table

Glare	Quality	Service Values Illuminance(lx)							
1.15	A	2000	1000	500	≤ 300				
1.5	B		2000	1000	500	≤ 300			
1.85	C			2000	1000	500	≤ 300		
2.2	D				2000	1000	500	≤ 300	
2.55	E					2000	1000	500	≤ 300
		a	b	c	d	e	f	g	h

Luminance Limiting Curve

$\gamma(^{\circ})$



C0 ———

C45 ———

C90 ———

Equipment: equipamento lumini
Temperature($^{\circ}\text{C}$): 25.0

Date: 05/06/2025
Humidity(%): 58.0%

Operator: 01
Distance(m): 6.90

Illumination assessment according UGR											
Rf of Ceiling	70	70	50	50	30	70	70	50	50	30	
Rf of Wall	50	30	50	30	30	50	30	50	30	30	
Rf of Floor	20	20	20	20	20	20	20	20	20	20	
Room dimensions		Viewed crosswise					Viewed endwise				
X	Y										
2H	2H	4.46	5.53	5.35	6.47	7.68	12.66	13.74	13.55	14.68	15.89
	3H	6.62	7.62	7.52	8.57	9.80	16.92	17.91	17.82	18.87	20.09
	4H	7.49	8.45	8.40	9.40	10.64	19.16	20.11	20.07	21.07	22.30
	6H	8.38	9.28	9.30	10.24	11.49	21.63	22.52	22.54	23.48	24.74
	8H	8.68	9.56	9.61	10.52	11.78	22.94	23.81	23.86	24.78	26.04
	12H	8.92	9.77	9.85	10.74	12.00	24.35	25.19	25.27	26.16	27.43
4H	2H	8.80	9.75	9.71	10.71	11.94	13.27	14.22	14.18	15.18	16.42
	3H	11.17	12.02	12.10	12.99	14.25	17.71	18.56	18.63	19.53	20.79
	4H	12.36	13.14	13.30	14.11	15.39	20.21	20.99	21.15	21.97	23.25
	6H	13.39	14.10	14.34	15.10	16.37	22.86	23.58	23.82	24.57	25.84
	8H	13.82	14.49	14.77	15.48	16.76	24.34	25.01	25.30	26.01	27.29
	12H	14.17	14.80	15.13	15.79	17.10	25.94	26.57	26.90	27.55	28.86
8H	4H	15.29	15.97	16.25	16.96	18.24	20.58	21.25	21.54	22.25	23.53
	6H	16.84	17.42	17.81	18.42	19.73	23.49	24.08	24.46	25.08	26.38
	8H	17.61	18.13	18.59	19.15	20.45	25.23	25.74	26.21	26.76	28.07
	12H	18.23	18.69	19.22	19.73	21.03	27.06	27.52	28.04	28.55	29.85
12H	4H	16.26	16.89	17.22	17.87	19.18	20.64	21.27	21.60	22.25	23.56
	6H	18.17	18.69	19.15	19.70	21.01	23.68	24.20	24.66	25.22	26.52
	8H	19.12	19.58	20.10	20.61	21.91	25.44	25.90	26.42	26.93	28.23
Variation with the observer position at spacings:											
S = 1.0H		0.3/-1.7					0.1/-0.7				
S = 1.5H		0.2/-1.5					0.2/-0.6				
S = 2.0H		0.1/-1.4					0.3/-0.5				
Standard tables:		BKBF					BK12				
Uncorrected UGR		8.0					2.0				

依据CIE Publ. 117 计算 UGR, S/H = 0.25